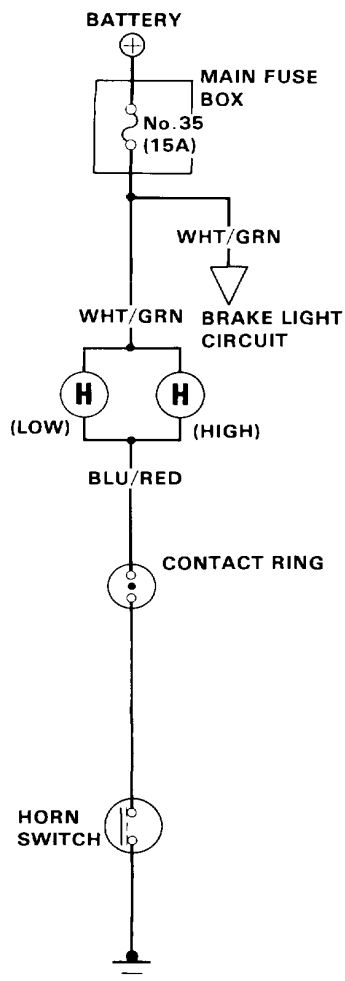


# Horns

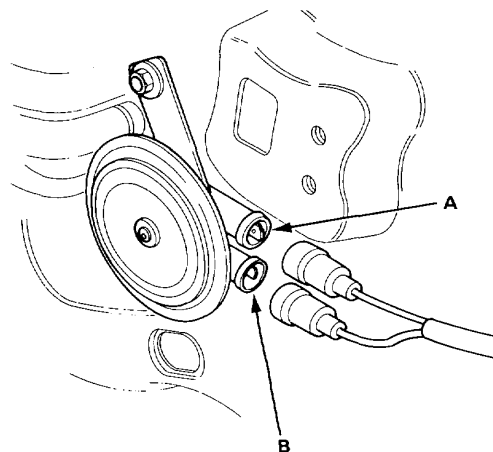


## Circuit Diagram



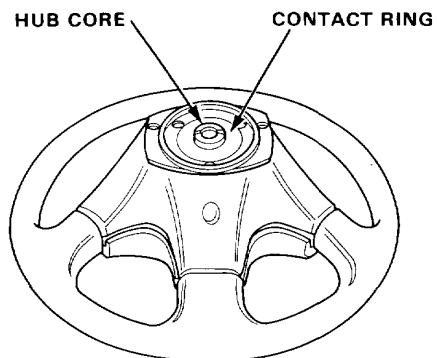
## Horn Test

1. Remove the front bumper.
2. Disconnect the wires from the horn.
3. Test the horn by connecting battery voltage to the A and B terminals. The horn should sound.
4. If the horn fails to sound, replace it.



## Switch Test

1. Remove the steering wheel, then turn it over.
2. Check for continuity between the contact ring and hub core on the steering wheel with the horn switch pressed. There should be continuity.



3. If there is no continuity, repair the horn switch.